

— université
— lumière
— LYON 2

INTERNATIONAL STUDENT GUIDE

2024-2025

INTRODUCTION

A WORD FROM THE VICE-CHAIR

KEY FIGURES

05

STUDYING AT THE UNIVERSITÉ LUMIÈRE LYON 2

Application process for non-exchange students	06
Applying to Lyon 2	06
Registration costs	09

Educational information	10
University calendar	10
How higher education works in France	11

12

YOU ARE ACCEPTED AT LYON 2, PREPARING FOR YOUR MOBILITY

Financing your stay/mobility	13
Scholarships/Grants/Social assistance	13
Working in France	13
Preparing your budget	14

Preparing for departure	15
Consult the "Bienvenue en France" module	15
Applying for a visa/residence permit	15
Looking for accommodation	15
Types of accommodation	16
Where to live	16
Checklist for your departure	18

19

YOUR ARRIVAL IN FRANCE

Settling in Lyon	
Validating your visa/obtaining a residence permit	19
Registering for health insurance	20
You've found a home	21
The incoming inventory of fixtures, insuring yourself and your accommodation	21
Connecting the gas, electricity and/or water	21
Open an internet and telephone line	21
Open a bank account	21
Getting around Lyon	22
Lyon public transport (TCL)	22

CONTENTS

Electric scooters	22
Vélo'v	23
Freevélo'v	23

Enrolling at university	
Coming to university	24
Departmental secretariats	24
Finalising your registration	26
CVEC for non-exchange students	27
registered as free-movers	27
Administrative registration	27
Course registration	27

28

ACADEMIC, SOCIAL, AND CULTURAL INTEGRATION

International support	29
International Student Office	29
The role of the International Students Office	29
The Alter Ego Programme	30
Learning French or other foreign languages	30
International Relations Office (other services for non-exchange students)	31

Student life	
Student card	32
The Guichets des Services Numériques (GSN)	32
CROUS	33
Sport: SUAPS	34
Libraries	34
Maison de l'Etudiant (MDE)/Student center	35

36

YOUR DEPARTURE FROM LYON

Cancelling subscriptions	36
Leaving your accommodation	36
Closing a bank account	36

INTRODUCTION

This guide has been designed to help you through your university experience in Lyon as an international student. In the first section you will find all the information you need to apply for our courses at Lyon 2 depending on your profile.

The second part gives you information on the first steps you need to take to prepare for your move to France: consular procedures, finding accommodation, financing your stay, etc. It will also help you to understand the different aspects of university life (campus, courses and validation, tools at your disposal, etc.).

The third part of this guide focuses on settling in France (health, travel, useful services...) and the various steps to follow to register at university (CVEC, administrative and academic registration).

The fourth section introduces you to your contacts at the International Relations Office. In this section you will find the various services offered by the International Students Office to help make it easier for you to settle in France. You'll also find information about the university services that will help you with your studies, your leisure activities and your daily life throughout the year.

Finally, the last section is designed to remind you of the 3 essential steps to follow at the end of your stay so that you can leave with your head held high.

The team at the International Relations Office (DRI) hopes you enjoy reading and will be happy to help you!

A WORD FROM THE VICE-CHAIR

Dear students,

You've made an excellent choice!

We are delighted to have you with us for a semester or an academic year. The presence of many students of different nationalities and mother tongues on our campuses and in our courses is a great source of wealth and diversity for our university. We hope that you will soon feel at home here, at a university with almost 30,000 students, including almost 5,000 international students.

You'll discover the full range of courses we offer, from anthropology to tourism, languages, law and musicology, to name but a few. We've created this guide to help you feel at home quickly. It contains all the information you need to help you settle in quickly: how to open a bank account, how to hire a bike in Lyon, how to find the courses that interest you, how libraries work and lots of other useful information

But a written guide is nothing if it's not accompanied by real people who are there to support you. So, through Alter Ego, we'll be offering you activities and outings, organising meetings with French students and making sure that your stay at Lyon 2 is one to remember. Study hard, have fun and take advantage of everything Lyon 2 has to offer. Have a great semester or year with us here in Lyon.

Jim Walker

Vice-Chairman in charge of Internationalisation

KEY FIGURES



560
cooperation agreements



36
double degrees



30 000
students
Of which 18%
are international



60
countries



370
establishments

STUDYING AT UNIVERSITÉ LUMIÈRE LYON 2

Lyon 2 University offers a wide range of courses in the Arts, Humanities, Languages, Law, Economics, Management, Human and Social Sciences, Sciences, Technology and Health.

Our courses are available at Bachelor's, Master's and Doctoral levels. The University also offers specialised courses, the University Diploma (DU) and the University Bachelor of Technology (BUT).

For more information, see the full range of training courses on our website.



APPLICATION PROCESS FOR NON-EXCHANGE STUDENTS

APPLYING TO LYON 2 *The application procedures differ depending on your situation and the level of training you are applying for.*

FIRST YEAR OF BACHELOR'S DEGREE:	
Overseas students not nationals of the EU or EEA, Switzerland, Andorra and Monaco, resident in France and holding a foreign baccalaureate	<p>Prior admission application procedure (D.A.P).</p> <p>Green file to download and complete, available on the website of the Ministry of Higher Education and Research. Form to be handed in at the Enrolment Centre or sent to the following address: dap@univ-lyon2.fr</p> 
Overseas students not nationals of the EU, EEA, Switzerland, Andorra and Monaco, residing outside France and holding a foreign baccalaureate	<p>Etudes en France procedure via the Campus France agency in your country of residence. If your country does not apply the Etudes en France procedure, contact the Campus France agency or the French Embassy in your country of residence to collect and complete a «blank» <i>Application for Prior Admission file.</i></p>
Non-European students living in France or abroad and holding a French baccalauréat	<p>Parcoursup Procedure</p> 
Overseas students who are nationals of the EU or EEA, Switzerland, Andorra and Monaco	<p>Parcoursup Procedure</p> 
Children of diplomats or students with political refugee status or students benefiting from subsidiary or temporary protection	<p>Procedure for pre-registration in Bachelor 1</p> 

APPLICATION PROCESS FOR NON-EXCHANGE STUDENTS

APPLYING TO LYON 2 *The application procedures differ depending on your situation and the level of training you are applying for.*

MASTER 1	
Foreign students residing in a country outside the EU	<p><i>Etudes en France</i> procedure via the Campus France agency in your country of residence</p>
Foreign students residing in an EU member state or if <i>Etudes en France</i> does not exist in the country of residence	<p>Mon Master procedure</p> 
BACHELOR 2, BACHELOR 3 AND MASTER 2	
International students living in France or in an EU or EEA member state, Switzerland, Andorra or Monaco	<p>Applications are made online via <i>the eCandidat Lyon 2</i>. Consult the calendar of applications</p> 
Non-European students residing in countries outside the EU, EEA, Switzerland, Andorra and Monaco	<p>Etudes France procedure via the Campus France agency for your country of residence. If your country does not apply the Études en France procedure, submit an application for admission via the <i>application eCandidat</i>.</p> 
DOCTORATE	
<p>For all information about doctoral candidate programmes, contact the Research and Doctoral Schools Department (Direction de la Recherche et des Écoles Doctorales - DRED) at: ri.recherche@univ-lyon2.fr.</p>	

APPLICATION PROCESS

REGISTRATION COSTS

There are no fees for international exchange students.

For international non-exchange students registered as individuals, please refer to the table below.

CURSUS LEVEL	CVEC (€)	REGISTRATION COSTS (€)
Bachelor	100	2850
Professional bachelor	100	2850
BUT - Technology University Bachelor	100	2850
Master	100	250
Doctorate	100	391

For exchange student:

Once you have been nominated by your home university, you will be contacted by the International Relations Department, which will tell you how to apply for a placement at the University (online form). There are no other requirements.

For more information, please refer to the Rights and registration fees page: <https://www.service-public.fr/particuliers/vosdroits/F2865>

To find out how to qualify for a partial or total waiver of tuition fees, visit the following page: www.procedure-dexoneration-des-droits-dinscription



EDUCATIONAL INFORMATION

UNIVERSITY CALENDAR 2024-2025

SEMESTER 1

Start of academix year for exchange students
Monday 09 September

Results published for exchange students
Monday 17 february

University holidays - End-of-year closure from
Saturday, October 26 to Sunday, November 03
Saturday December 21, 2024 to Sunday January
05, 2025

Final exams session 1
Monday 6 to Saturday 18 january

SEMESTER 2

Semester start date
Monday 20 January

University holidays
Saturday March 1 to Sunday March 09
Saturday April 26 to Sunday May 04

Examens terminaux

SESSION 1
From Monday 5
May to Saturday
24 May

RESULTS FOR
EXCHANGE
STUDENTS
Tuesday 10 June

SESSION 2
From Monday 16
June to Tuesday
1 July

RESULTATS FOR
EXCHANGE
STUDENTS
Tuesday 15 July

Summer holidays - university closes

From Saturday 19 July to Sunday 17 August

PUBLIC HOLIDAYS IN FRANCE

Friday 1st November
(All Saints)

Monday 11 November
(Armistice 1918)

Wednesday 25 December
(Christmas)

Wednesday 1st January
(New Year's Day)

Monday 21 April
(Easter Monday)

Thursday 1st May
(Labour Day)

Thursday 8 May
(Victory 1945)

**Thursday 29 May +
closure of the University
on Friday**
(Ascension long weekend)

Monday 09 June
(Whit Monday)

Monday 14 July
(French national holiday)

EDUCATIONAL INFORMATION

HOW HIGHER EDUCATION WORKS IN FRANCE

Higher education in France is structured around the European LMD (Licence-Master-Doctorat) system, which is organised into 3 cycles and uses ECTS credits to validate semesters and years of study

This system makes degrees more easily identifiable at European level and encourages international student mobility.



*ECTS: European Credit Transfer and Accumulation System

For more information, please refer to the Campus France page:
French diplomas, the LMD system and equivalences





YOU ARE ACCEPTED AT LYON 2: PREPARING FOR YOUR MOBILITY

FINANCING YOUR STAY/MOBILITY

SCHOLARSHIPS/GRANTS/SOCIAL ASSISTANCE

Financing your studies can be a complicated issue.

On the University's website, you will find a number of funding options as well as the procedures and criteria for obtaining them.



The [COMUE Université de Lyon](#) also provides a portal listing all the support schemes available to students.

Visit "[Mes aides étudiantes](#)" for further information.




WORKING IN FRANCE

With the exception of Algerian students, possession of a student residence permit or a long-stay student visa valid as a residence permit entitles the holder to work for a maximum of 964 hours per year.

If you are Algerian, your annual quota of working hours is limited to a maximum of 850 hours, and you are subject to a prior application procedure for a temporary work permit (APT), which you must complete on [the Ministry of the Interior website](#), once you have found work. This application must be made by your employer.

For students who are nationals of the European Union, there are no restrictions on working.

Whatever your situation, your course timetable must take precedence over your work timetable. Exchange students cannot be excused from attending lectures or tutorials for work purposes.



FINANCING YOUR STAY/MOBILITY

PREPARING YOUR BUDGET

The average budget for living in Lyon is around €950 per month. Here is a table listing the various expenses to be expected as a rough guide:

CIVIL LIABILITY / HOME INSURANCE	€60 to 80€/year
RENT (EXCLUDING PUBLIC HALLS OF RESIDENCE)	€500 to €750/month
ELECTRICITY, GAS, WATER	€50/month
PUBLIC TRANSPORT PASS FOR LYON (TCL)	18-25 years: €25/month 26-27 years: €25/month if student 26-64 ans: 72.60€/month +€5 card
MEALS AT THE UNIVERSITY RESTAURANT	From 3.30€
FOOD SHOPPING	€250/month
CELLPHONE/INTERNET	€20 to €40/month

PREPARING FOR DEPARTURE

CONSULT "THE BIENVENUE EN FRANCE" MODULES

Since 2020, Lyon 2 University has been awarded the "**Bienvenue en France**" label. This label, awarded by Campus France, attests to the quality of the welcome we extend to students. To continue to improve the conditions for receiving our international students, the University has created interactive modules to help you prepare for your stay.



Consult these modules to find tips and advice on the various aspects of your life in France.

APPLYING FOR A VISA/RESIDENCE PERMIT

Whatever your country of residence, if you are from a country outside the Schengen area, you must obtain a visa for France.

The time taken to process applications may vary depending on the country and the application period. It is therefore advisable to plan ahead from the moment you receive your admission to the University.



Find all the information you need about visa procedures and types on the official website for visas for France: [official website for visas for France](#).

LOOKING FOR ACCOMMODATION

Finding accommodation in Lyon can be a real headache. That's why we advise you to start looking for accommodation before you arrive.

For exchange students at Lyon 2 University, if you have not been allocated a public university residence by email, we strongly advise you to start looking for accommodation before your arrival date in France.

Arrange temporary accommodation if necessary. The International Relations Office does not reserve places for individual international students.



Find all the information you need in the accommodation guide

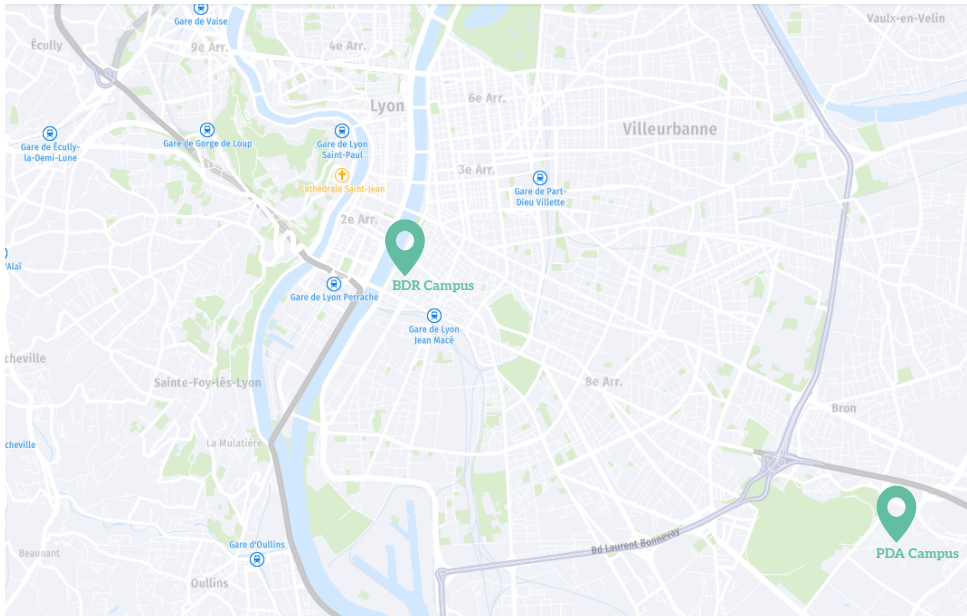
PREPARING FOR DEPARTURE

ACCOMMODATION

Types of accommodation

STUDIO	T1/F1	T1/F1 BIS	T2/F2	T3/F3
One room incorporating living room, bedroom and kitchen together	1 main room with separate kitchen	An open-plan kitchen in the living room and a separate bedroom.	A living room, a separate kitchen or an «open-plan» kitchen, and a separate bedroom. T2/F2 have a larger surface area than T1/F1.	One living room, a separate or «open-plan» kitchen, 2 separates bedrooms

Where to live?



It should be noted that accommodation is more affordable in the towns around Lyon, such as: Saint-Priest, Bron, Vénissieux, Villeurbanne, Oullins...



1ST STEP

Select the ads that interest you by location, rent, availability, type of accommodation.



2ND STEP

Telephone to check whether the offer you have selected is still available or whether other accommodation of the same type is available.



3RD STEP

Ask for details of the property that are not shown in the advertisement: cost of utilities, heating system (communal, individual, gas, electric) and also the supporting documents required to submit an application.



4TH STEP

From abroad: ask if it is possible to consult photos of the property (on the internet, by email, etc.). Important: When looking for accommodation before you arrive, be careful and avoid paying before you have signed a contract. There are lots of fake ads online.



5TH STEP

Agree a date for visiting the property (if you are unable to attend on the day of the visit, it is advisable to inform the owner as soon as possible.) Demand for accommodation in Lyon is very high, so remember to prepare the documents you need to provide before visiting the property so that you can submit your application quickly. If the property meets your expectations, we advise you to submit your application on the day of the visit (if you have all the necessary documents).



CHECKLIST FOR YOUR DEPARTURE

Ready to go? Before you leave home, don't forget to prepare the following documents, as you may need them:

IDENTITY DOCUMENTS



Valid passport or identity card



Birth certificate (translation and official stamp*)

*The process of authenticating your document for procedures in France.



Drive licence (translation if you intend to drive in France)

IDENTITY DOCUMENTS RELATING TO YOUR STUDIES IN FRANCE (NON-EXCHANGE STUDENTS ONLY)



Certificate of registration for your school



Language certificate(s) (French, English, etc.)



Previous qualifications (translation and certified copy)

YOUR ARRIVAL IN FRANCE

SETTLING IN FRANCE

VALIDATING YOUR VISA/OBTAINING A RESIDENCE PERMIT

STUDENTS WHO ARE MINORS

With a visa marked «minor in education», you have 2 months after reaching the age of majority (18 years) to start the procedure for obtaining your first residence permit.

STUDENTS OF ALGERIAN NATIONALITY

You should be in possession of a visa marked «carte de séjour» (residence permit). When you arrive in France, you must make an appointment with the Préfecture to apply for a residence permit.

STUDENTS OF NON-ALGERIAN NATIONALITY

If you have a student visa bearing the words: *dispense temporaire de carte de séjour*, in which case you don't need to do anything. With this visa, you cannot work, receive housing benefit or extend your stay in France.

If you have a student visa VLS-TS, in which case you need to validate your visa online in the 3 months after your arrival in France, on the **administration website for foreigners in France**.



If you are having problems with your visa/residence permit application, you can seek help from *the Students Welcome Desk*.




SETTLING IN FRANCE

REGISTERING FOR HEALTH INSURANCE

When you arrive in France and enrol at university, you must join the general Social Security scheme.

This procedure is compulsory and free of charge.

Please note that the registration process will differ depending on your situation:

STUDENTS FROM A EUROPEAN UNION COUNTRY (AND LICHTENSTEIN, NORWAY AND SWITZERLAND)	You remain affiliated to your country's social security system and are not obliged to join the French social security system, unless you wish to apply for certain social benefits (CAF, etc). In fact, you will need a French social security number in order to set up your application files. Remember to bring your European Health Insurance Card with you to avoid having to advance medical expenses.
STUDENTS FROM QUEBEC	If you are from Quebec, you must request a certificate of affiliation to the Quebec scheme before your departure.
FOR STUDENTS FROM COUNTRIES OUTSIDE THE EUROPEAN UNION	You must join the French Social Security system on this website: Ameli . 

How do I get reimbursed by social security?

You need to choose a general practitioner, or regular doctor, to ensure that your healthcare costs are properly reimbursed by the social security system. The list of approved doctors can be consulted on the social security website.

More information about declaring your GP on the website: www.ameli.fr.

Note: Social security reimburses only 70% of a basic fee of €25 for your GP consultations. To top up the amount reimbursed by the social security system, you can take out a mutual insurance policy with the social security system (complementary health insurance) or a mutual insurance company of your choice. It is not compulsory, but highly recommended. There are also student mutual insurance companies with attractive rates. Find out more!

YOU'VE FOUND ACCOMMODATION

Carrying out the incoming inventory of fixtures and insuring yourself and your accommodation

As soon as you arrive in your accommodation (private, CROUS, etc.), you must carry out an inventory of fixtures. It is important to note down everything clearly and in detail (the condition of the floors, ceilings, equipment, stains, cracks, etc.) to avoid any disputes when you leave (outgoing inventory). Pay close attention to any damage and inform the agency or the owner as soon as you notice a problem. If the damage or defects are not noted at the outset, the owner may decide to retain part or all of the deposit (sum to be paid when you sign the tenancy agreement).

It is therefore crucial to have the incoming and outgoing inventory of fixtures document to protect yourself and avoid potential disputes.

Next, you need to take out home insurance. It is compulsory and will be required by the landlord before the tenancy agreement is signed. Once you have **home insurance**, you will also be covered by civil liability insurance (often included in home insurance). You'll need it if you want to take part in any of the day trips offered by the Alter Ego programme. You can take out this insurance with your French bank or a private insurer.

Connecting the gas, electricity and/or water

Take the necessary steps to open the gas, electricity and/or water supply to your home by contacting a supplier by telephone or via the Internet: GDF SUEZ, EDF, Direct Energie, Veolia, Eau du Grand Lyon...

Opening an internet and telephone line

If you want to open an internet and telephone line, contact an operator by telephone or online: Orange, SFR, Bouygues, Free, Sosh...

OPENING A BANK ACCOUNT

We recommend that you open a bank account with a bank in France. This will make it easier for you to apply for housing benefit (CAF), residence permits, bill payments, etc.

Check with your home bank, which may have partnerships with a bank in France. Opening an account is generally free, and many banks offer free bank card fees for the first year that an account is set up.



GETTING AROUND LYON

Lyon public transports/TCL

TCL is the name of the company that manages the metros, buses and trams in Lyon and the surrounding area. The network is active from 5am to around midnight. You can buy a monthly or annual season ticket at one of the city's many TCL branches (closed on Sundays and public holidays).

If you need to use public transport every day, a season ticket will be the most cost-effective solution. You can also buy single tickets from ticket machines located at stops and stations and in some tobacconists. If you have a smartphone, you can also download the [TCL eTicket application](#).



More information on the website

Electric scooters

Electric scooters can be hired via apps you can download onto your smartphone. The price is around €0.15/minute.



dott



TIER



Vélo'v

Vélo'v bikes are available throughout Lyon to make getting around easier. You pick up a Velo'v at one terminal and drop it off at another terminal when you arrive. This means of transport is practical, simple, economical and environmentally friendly.

If you have a smartphone, you can download the [Vélo'v application](#).



More information in the website

Freevélo'v

The Lyon Metropolitan Area can also lend you a bike free of charge for 1 year. To benefit from this offer, you must be a student aged between 18 and 25.



More information on the website

ENROLLING AT THE UNIVERSITY

COMING TO THE UNIVERSITY: 2 CAMPUSES

The university is divided into two separate campuses:

- The Berges du Rhône (BDR) campus, located in the centre of Lyon;
- The Porte des Alpes campus (PDA), located in the adjacent town of Bron

The two campuses are linked by the T2 tramway line. The journey between the two campuses takes around 30 minutes.

BERGES DU RHÔNE CAMPUS

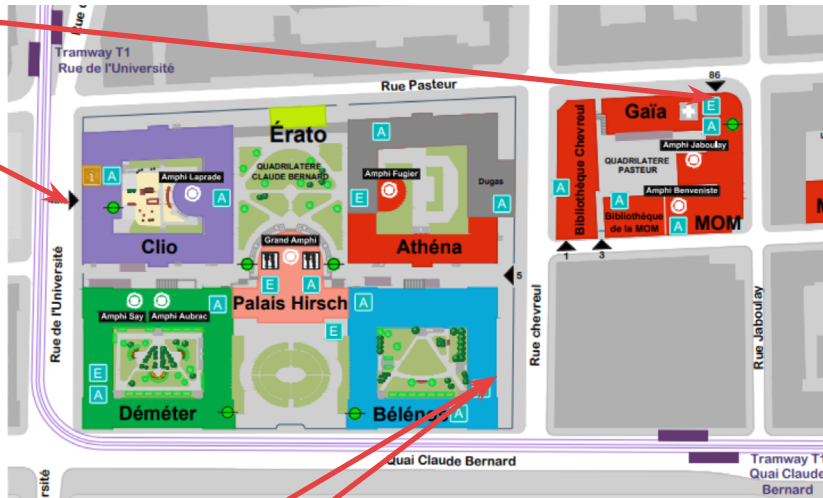
Accessible with:

- Tramway T1, "Quai Claude Bernard" or "Rue de l'Université" stops
- Tramway T2, "Centre Berthelot - Sciences Po Lyon" stop
- Bus 35, "Béchevelin" or "Rue de l'Université" stops

86 rue Pasteur

4 bis rue de l'Université

- » Main entrance to the University
- » Tram stop "Rue de l'Université"



International exchange student reception - BEL.224

International non-exchange student reception BEL.225

- » Tram stop "Quai Claude Bernard"

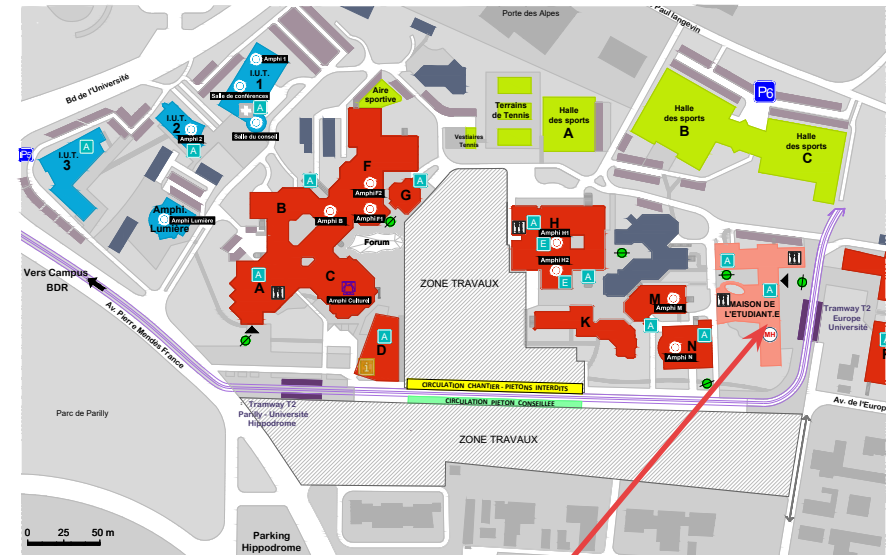
ENROLLING AT THE UNIVERSITY

COMING TO THE UNIVERSITY: 2 CAMPUSES

PORTE DES ALPES CAMPUS

Accessible with:

- Tramway T2, "Parilly- Université" or "Europe- Université" stops
- Bus 93, "Parilly Université - Hippodrome" stop
- Bus 52, "Parilly Université - Hippodrome" stop



BEI/Alter Ego
Maison de l'Étudiant (1st floor)

- » Tram stop "Europe Université"

FACULTY OF ANTHROPOLOGY AND SOCIOLOGY AND POLITICAL SCIENCE (ASSP)		FACULTY OF ECONOMICS AND MANAGEMENT (SEG)	
JULIE-VICTOIRE DAUBIÉ FACULTY OF LAW		INSTITUTE OF COMMUNICATION (ICOM)	
TIME AND TERRITORIES FACULTY (TT)		INSTITUT D'ÉTUDE DU TRAVAIL DE LYON (IETL)	
FACULTY OF LANGUAGES (LANG)		PSYCHOLOGY INSTITUTE (PSYCHO)	
FACULTY OF LITERATURE, LANGUAGE SCIENCES AND ARTS (LESLA)		INSTITUTE OF SCIENCE AND EDUCATION AND TRAINING PRACTICES (ISPEF)	

If you are an exchange student, contact the incoming mobility managers at the International Relations Office:

Erasmus+ students:
incoming-europe@univ-lyon2.fr

World students:
incoming-monde@univ-lyon2.fr

CVEC for non-exchange students/ students registered as individuals.

Prior to enrolment, all students in initial training at a higher education institution must obtain a certificate of payment of the *Student and Campus Life Contribution (CVEC)*, either by payment or exemption, amounting to 103 euros. Under certain conditions, non-exchange students may also be exempted from payment of the CVEC.

Visit the etudiant.gouv.fr website to find out whether your situation qualifies you for exemption.

The **CVEC** can only be paid via the secure platform.



Please note: international exchange students do not pay the CVEC.

Administrative registration

The administrative registration procedure is completely paperless. It is done online on the platform: inscription-lyon2.fr

Once you have completed the online procedure, you can download your registration form.

You must submit the supporting documents requested online in digital form via the [PJWEB application](#).

Once your application has been validated by the Registration Centre, you will receive your certificate of enrolment by email after creating your Lyon 2 account.

If you encounter any technical difficulties with the registration platform, please contact the Registration Centre at the following address: inscriptions@univ-lyon2.fr

Administrative registration for international exchange students:

Once you have been nominated by their home university, international exchange students will be contacted by the International Relations Department, which will tell them how to apply for a placement at the University (online form). There are no other requirements.

Course registration

Once you have completed your online administrative registration, you will be redirected to the application (IPweb) where you will be asked to complete your course registration: choice of courses, options and sometimes groups (CM - Lectures/TD - Tutorials). You can register online (IPweb) or with your department secretariat. This stage is compulsory. If you are not redirected to this tool via the registration portal, connect via the application [ipweb](#).

Once you have registered for a course, you will be able to access your timetable.

If you are an exchange student, you must complete a dedicated educational contract. For more information, contact your contact at the International Relations Office.

Erasmus+ students:
incoming-europe@univ-lyon2.fr

World students:
incoming-monde@univ-lyon2.fr



ACADEMIC, SOCIAL, AND CULTURAL INTEGRATION

INTERNATIONAL SUPPORT

THE INTERNATIONAL STUDENT OFFICE

The International Student Office (Bureau des Étudiants Internationaux (BEI) welcomes and assists international students who are enrolling at our University as individuals or as part of an exchange programme (Erasmus or World) with the various formalities involved in living in France.

More information on [the International Student Office page](#).

PDA campus reception

Maison de l'Étudiant
Office MDE.107
5 avenue Pierre Mendès
France
69500 Bron

BDR campus reception

Bélénos building 2nd floor
Office BEL.224
18 Quai Claude Bernard
69365 Lyon

The role of the International Student Office:

Reception and help with administrative formalities for exchange and non-exchange students.

To make an appointment with International Student Office, scan the QR code below:



If you have any questions on these subjects, please contact the International Student Office at the following address:

Erasmus+ students:

✉ incoming-europe@univ-lyon2.fr

World students:

✉ incoming-monde@univ-lyon2.fr

Non-exchange students:

✉ international-hors-echange@univ-lyon2.fr

INTERNATIONAL SUPPORT

The Alter Ego programme for your social and cultural integration

Alter Ego will provide you with opportunities to meet other international students, as well as French students, through activities organised by the team:

INTERNATIONAL
CAFÉ

THEMED
OUTINGS

OPÉRATION BINÔME
(CULTURAL AND
LINGUISTIC EXCHANGE
WITH A FRENCH
STUDENT OR OTHER
INTERNATIONAL
STUDENTS)

INTERCULTURAL
EXCHANGE
WORKSHOPS

LYON
VISITS

Contact: +33 (0) 4 78 69 70 42 - alter-ego@univ-lyon2.fr

Learning French or other foreign languages

The Language Centre

Learning a foreign language or gaining certification can be a real boost for your personal and professional projects. The Language Centre is much more than a department at the Faculty of Languages, it offers a range of facilities to help you learn and practice foreign languages: courses, conversation workshops, Tandem, independent study, etc

For more information, visit [The Language Centre](#).



The Centre International d'Études Françaises (CIEF)

You will need a good level of French (B2-C1) to follow your courses and pass your exams at the University. If you want to learn French or improve your language skills, the [Centre International d'Études Françaises \(CIEF\)](#) offers French language courses (FLE) for international students, enabling them to join a university course at Lyon 2 or other universities and grandes écoles in the Lyon region.

For more information, visit the [CIEF website](#).

You can also contact an association offering free or reduced-price French courses.



INTERNATIONAL SUPPORT



Coup de pouce association



The International Relations Office (other services exclusively for students and non-exchange students)

Would you like to give your studies an international profile by studying or doing a work placement abroad, taking a language course or doing a double degree course during your studies at the University of Lyon 2?

Contact our staff in charge of outgoing mobility and international courses at the International Relations Department.

ERASMUS OUTGOING MOBILITY WORLD OUTGOING MOBILITY	MOBILITY GRANTS AND SPECIFIC MOBILITY SCHEMES	INTERNATIONAL TRAINING
<p>Elsa RADUREAU, Erasmus+ mobility and United Kingdom Coordinator Office BEL.223 - BDR campus +33(0)4 78 69 73 36 erasmus@univ-lyon2.fr</p> <p>Marie ARNAUD, Erasmus+ mobility and United Kingdom Coordinator Office BEL.223 - BDR campus +33(0)4 78 69 73 36 erasmus@univ-lyon2.fr</p> <p>Hélène CARRÉ, World Mobility Coordinator +33(0)4 78 69 72 32 Office BEL.223 - BDR campus sortants.monde@univ-lyon2.fr</p>	<p>Valérie RAISON, Mobility Grants coordinator Office BEL.222 - BDR campus +33(0)4 78 69 76 03 boursesdemobilite@listes.univ-lyon2.fr</p> <p>Tifenn GONGORA, Erasmus + internship mobility for CFA students +33(0)4 78 69 71 68 Office BEL.222 - BDR campus missions-dri@univ-lyon2.fr stages-erasmus@univ-lyon2.fr</p>	<p>MINERVE : minerve@univ-lyon2.fr</p> <p>Short international programmes (PCI) : c.martignago@univ-lyon2.fr</p> <p>Double degrees: dpi@univ-lyon2.fr</p> <p>Nawel CHERIFA EL GNANI +33(0)4 78 69 72 66 nc.el-gnani@univ-lyon2.fr</p> <p>Xavier BRAZ +33(0)4 78 69 77 84 xavier.braz@univ-lyon2.fr</p>

STUDENT LIFE



**OUR UNIVERSITY
HAS A WIDE RANGE
OF SERVICES TO
HELP YOU MAKE
THE MOST OF YOUR
STUDENT LIFE
ON A DAILY BASIS**

Student card

Your student card will be invaluable during your stay in France. It is called the **carte IZLY** and will be issued to you once you have enrolled at the University. To use it, you need to activate it via a link, which will be sent to your Lyon 2 email address. If you have not received the activation link, you can go to this page to obtain it: mon-espace.izly.fr

It allows you to:

- Borrow books from university libraries
- Access computer workstations
- Pay for meals at the cafet'U or the resto'U by crediting it (electronic wallet)
- Benefit from the reduced student rate for your transport pass (TCL) and cultural outings in certain places (cinema, museums, restaurants).

The Guichets des Services Numériques (GSN)

Les Guichets des Services Numériques (Digital Services Desks) are two IT areas dedicated to the university community, located on each of the university's campuses. You'll find around twenty computers and digital copiers with free access. A team of assistants is also on hand to help you use the university's digital tools. Under certain conditions, each GSN also provides loan equipment: video projectors, laptops, digital recorders, digital cameras, cameras, etc.

For more information, simply visit the site or contact the GSN on +33 (0)4.78.77.44.31.

**Open Monday to Friday from
September to June:**

During term time:
7.45 am to 6.15 pm non-stop

Out of term time:
From 9.00 am to 5.00 pm

**Porte des Alpes
Campus**
Building F
Room F.006

**Berges du Rhône
Campus**
Palais Hirsch building,
next to Cafet'U
Room PAL-122

CROUS

University cafeterias and restaurants offer hot and cold meals at very affordable prices. You can pay directly with your **IZLY card**, if you have credited it or **IZLY application** on your smartphone. A meal costs around €3.30.

ON THE PORTE DES ALPES CAMPUS (BRON)

Resto'U
(Maison de l'Étudiant building)

Café Filtre
(Building U)

La Coop'
(Building A)

Le Kiosque
(Building H)

ON THE QUAIS CAMPUS (LYON)

Resto'U des Quais
94 rue Pasteur
69007 Lyon

Cafet'U des Quais
Under the dome of Lyon University
2 - Berges du Rhône Campus

Cafet'U Le Corner
1 rue du Professeur Charles Appleton
69007 Lyon



Sport (SUAPS)

The Université Lumière Lyon 2 offers a wide range of sports activities through the Service Universitaire des Activités Physiques et Sportives (SUAPS).

SUAPS offers nearly 40 sporting activities on its own premises (on both campuses) and at other off-campus sites. The activities are supervised by more than 70 teachers, as well as by activity leaders. Some allow you to obtain credits or can be validated in the form of a bonus on your marks....

Please note: there are also activities which cannot be assessed.



More information on the University website



Libraries



The libraries are great for every student who wants to make a success of their university year.

Our University has two physical libraries located both campuses (BDR and PDA). It also has an electronic library giving you access to online electronic resources (learning tools, press, e-books). The two physical libraries offer different services:

- Consultation of documents on site or loans (up to 20 items per week)
- Work rooms for group work.

■ Documents scanning photocopies with your IZLY card.

■ Access the internet via wifi or use the free-access computers.

For more information, visit [the website for the libraries.](#)



Chevreul Library



Bron Library



Electronic library



Maison de l'Étudiant (MDE) / Student center

The University encourages student initiatives. That's why the Maison de l'Étudiant offers a wide range of services to encourage curiosity and creativity, develop responsibility and bring campuses to life.

The MDE is also a friendly place to relax, meet people and enjoy cultural life.

On Thursday lunchtimes, take advantage of your free time to go to the Maison de l'Étudiant on the Porte des Alpes campus for the MDE cafés!

Every week, from 12.00 pm to 1.45 pm, the Student Life Department invites you to take part in a friendly event, which is the perfect opportunity for socialising and meeting other students

At the MDE you will find:

- Mission Handicap, which welcomes and supports students with disabilities
- The Student Initiatives Centre
- CROUS social workers on duty
- The International Student Office

Resources and benefits:

- La Caisse d'Allocations Familiales (CAF)
- Cultural and community activities at the University and in Lyon
- City benefits (Pass les Bron'plans, Pass Culture, etc.)
- Or consult the classified ads, the press, etc.

Special premises are available to you, whether you are a volunteer from a university club or society or have a personal project:

- 1 local inter-associatif
- 1 music room
- 2 rehearsal or performance rooms
- 1 multi-purpose room (with Projection facilities)
- 1 exhibition hall, opposite the MDE
- 1 dining room with microwave
- 1 relaxation room
- Equipment is also available by reservation (cameras, tie microphones, etc.)

CONTACT DETAILS:

Porte des Alpes Campus
Maison de l'Étudiant (MDE)
5 avenue Pierre Mendès-France
69500 Bron

Contact: accueil-mde@univ-lyon2.fr
vie.etudiante@univ-lyon2.fr
Phone: + 33 (0) 4 78 77 43 83

YOUR DEPARTURE FROM LYON

LEAVING YOUR ACCOMMODATION

If you live in accommodation in a private residence or with a private individual and wish to leave, you must give advance notice to the owner, or the estate agency if the accommodation is managed by an agency, or the manager of the residence. To do this, you must give a period of notice.

Check with the owner or manager of your home a few months before you leave to find out about the required notice period (usually between 1 and 3 months, depending on the geographical area).

Then make an appointment to carry out an inventory of fixtures at the end of the tenancy agreement. Above all, remember to notify the CAF of your departure if you are receiving benefits! You will also have to cancel your insurance policies (home, civil liability) within 2 months. If you are expecting a letter or parcel to be delivered, contact La Poste to find out whether it is possible to redirect it abroad and what the cost is.

CANCELLING ANY SUBSCRIPTIONS

When you leave your accommodation, remember to take the necessary steps to cancel your gas, electricity and water contracts with your suppliers. Also, don't forget to request cancellation of your telephone and/or internet subscription from the operators 2 months before you cancel your contract

CLOSING A BANK ACCOUNT

It is important to close your bank account if you do not intend to use it after your departure. This will enable you to avoid any inconvenience caused by refused direct debits (account maintenance charges, purchases, subscriptions, etc.), which may result in additional costs for you. Contact your bank to find out how to close your account.

Note! If you live at the Crous, you must have a valid bank account to receive your deposit refund. You can keep your French bank account (pending reimbursement) or provide CROUS with your bank details from your country of origin (remember to complete the international transfer form provided by CROUS)

CREATION

*International Relations Office
Communications, Events and Protocol Department - Université Lumière
Lyon 2*

© IMAGE CREDITS

*Brooke Cagle / Priscilla du Preez / G-stockstudio / Jacoblund / Radu
Marcusu / Becca Tapert / Jake Ingle / Communications, Events and
Protocol Department Université Lumière Lyon 2*

NOTES

NOTES



INTERNATIONAL RELATIONS OFFICE

CONTACT:

International Student Office

